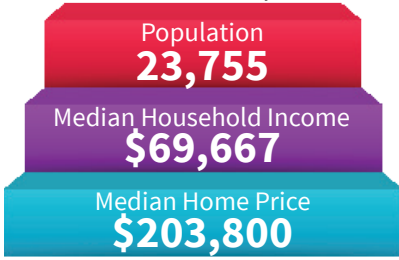


DEMOGRAPHICS

Sweetwater County, Rock Springs, and Green River

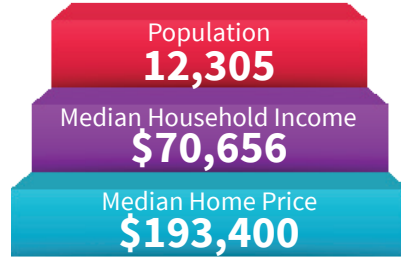
Rock Springs

Source: www.livability.com



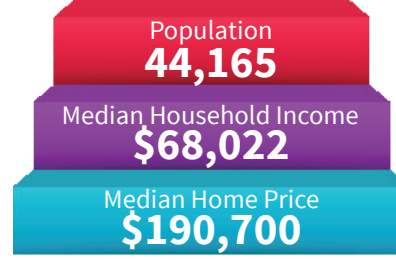
Green River

Source: www.livability.com



Sweetwater County

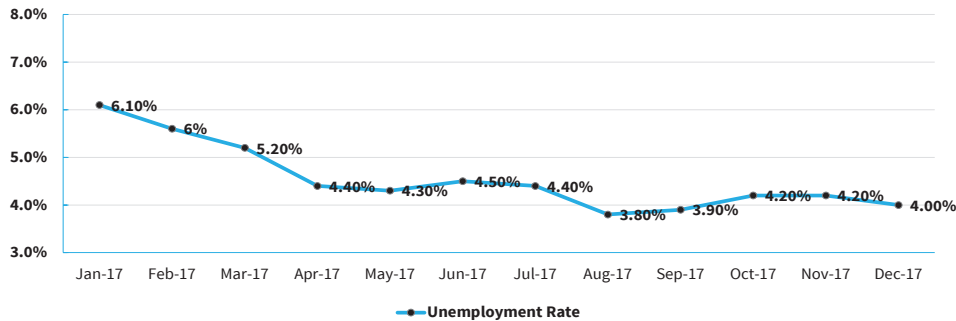
Source: www.livability.com



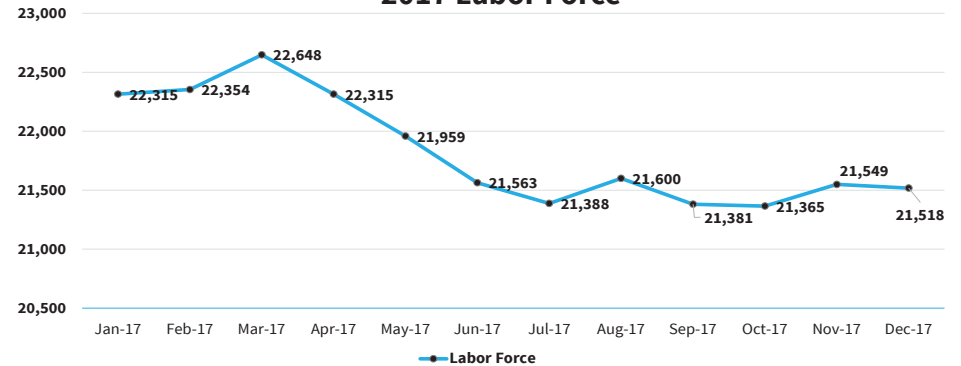
Housing - April 2018

Green River		Rock Springs	
Low Price	\$156,500	Low Price	\$66,500
High Price	\$284,000	High Price	\$530,000
Average Price	\$215,857	Average Price	\$210,173
14 Sold in GR for April		29 Sold in RS for April	
67 Current Active Listings		163 Active Listings	


2017 Sweetwater County Unemployment Rates



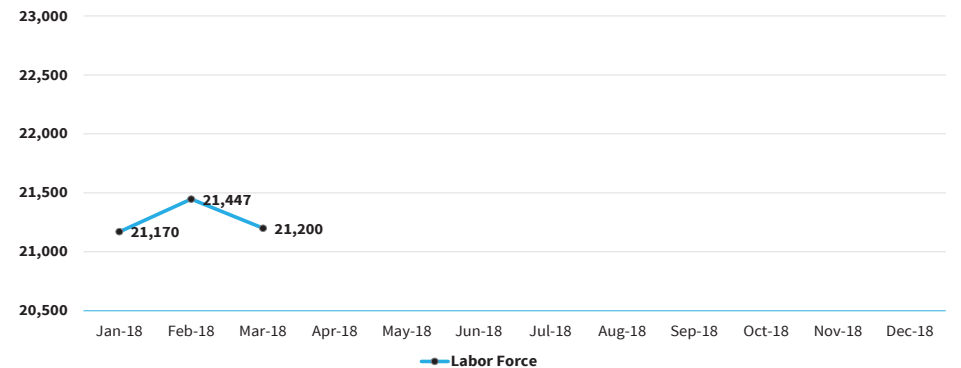
2017 Labor Force



2018 Sweetwater County Unemployment Rates



2018 Labor Force



DEMOGRAPHICS

Sweetwater County, Rock Springs, and Green River

Sales & Use Tax

Source: Wyoming Department of Revenue

2017	01/31/17	02/28/17	03/31/17	04/28/17	05/31/17	06/30/17	07/31/17	08/31/17	9/29/17	10/31/17	11/30/17	12/29/17
Sweetwater County	1,804,054.71	1,438,296.95	1,480,538.51	1,527,986.79	1,888,074.51	1,950,507.33	1,970,214.54	2,651,704.71	1,971,037.45	2,174,141.39	2,098,051.51	2,008,466.53
Rock Springs	1,465,897.22	1,174,695.26	1,180,685.31	1,246,691.66	1,530,490.40	1,551,775.76	1,563,779.30	2,128,097.81	1,555,182.63	1,706,165.42	1,688,215.15	1,629,361.83
Green River	796,392.75	638,188.54	641,442.80	677,302.75	831,484.95	843,048.86	849,570.16	1,156,153.16	844,899.75	926,925.68	917,173.66	885,199.84

2018	01/31/18	02/28/18	03/30/18	4/30/18								
Sweetwater County	2,357,388.81	1,805,005.63	1,451,525.91	1,959,078.29								
Rock Springs	1,914,445.24	1,472,202.74	1,175,886.07	1,594,525.16								
Green River	1,040,079.97	799,818.43	866,273.76	866,273.76								

Cost of Living Index

Source: Wyoming Department of Administration &

County	All Items	Food	Housing	Apparel	Transportation	Medical	Recreation & Personal Care
Sweetwater	100	98	100	92	102	103	99
Carbon	102	100	103	104	99	113	92
Lincoln - Afton	95	99	87	99	104	92	112
Uinta	93	92	88	98	101	111	95

6th Penny Specific Tax (2017)	
JAN	\$1,095,159.24
FEB	\$1,260,209.49
MARCH	\$1,010,236.70
APRIL	\$1,014,691.93
MAY	\$1,069,415.32
JUNE	\$1,332,536.00
JULY	\$1,332,536.00
AUG	\$1,345,427.71
SEPT	\$1,826,629.26
OCT	\$1,339,867.68
NOV	\$1,469,316.13
DEC	\$1,185,609.93

6th Penny Specific Tax (2018)	
JAN	\$1,399,963.34
FEB	\$1,646,386.40
MARCH	\$1,266,645.17
APRIL	

Collection were completed as of April 1st 2018

Sweetwater County Permit Valuation

City of Rock Springs

	2015	2016	2017	2018
Total Valuation	\$1,163,384	\$1,642,059	\$346,375	\$1,185,283
Total Permits Issued	33	32	21	34

Sweetwater County Lodging Tax Totals

Source: Wyoming Department of Revenue

	Fiscal Year 2015	Fiscal Year 2016	Fiscal Year 2017	YTD 2018
Total	\$701,393	\$961,008	\$844,866.70	\$62,613

Total as of: 6/10/2013 - 1/05/2018 \$76,421,002.99