

# DEMOGRAPHICS

## Sweetwater County, Rock Springs, and Green River

### Rock Springs

Source: www.livability.com

Population  
**23,755**

Median Household Income  
**\$69,667**

### Green River

Source: www.livability.com

Population  
**12,305**

Median Household Income  
**\$70,656**

### Sweetwater County

Source: www.livability.com

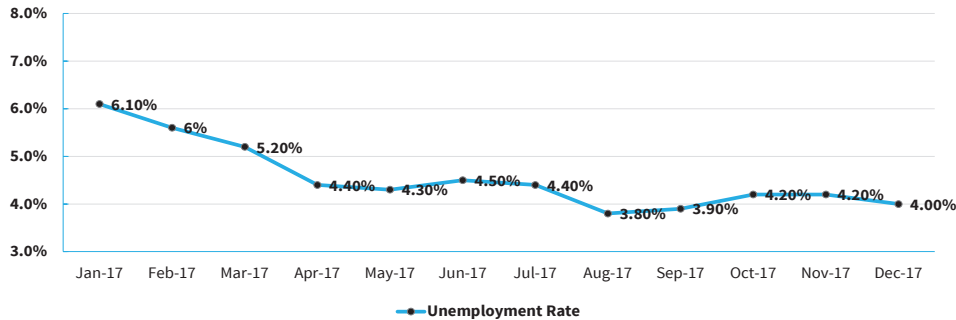
Population  
**44,165**

Median Household Income  
**\$68,022**

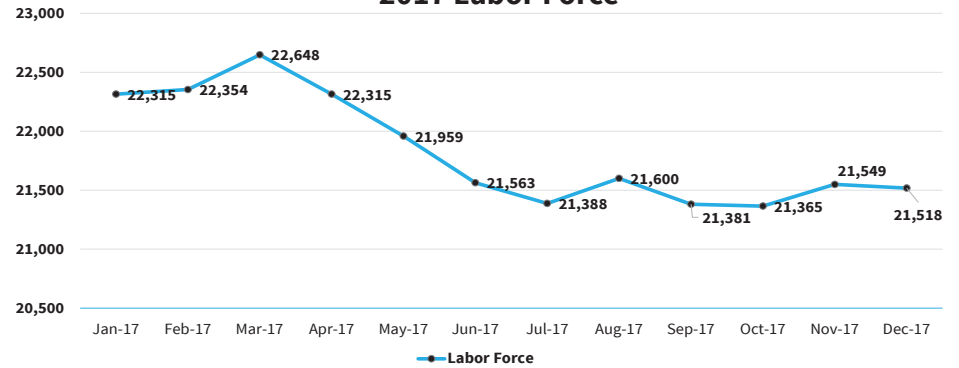
### Housing - November 2018

Green River		Rock Springs	
Low Price	\$110,000	Low Price	\$15,500
High Price	\$420,000	High Price	\$728,500
Average Price	\$247,708	Average Price	\$245,969
<b>13 Sold in GR for November</b>		<b>26 Sold in RS for November</b>	
<b>70 Current Active Listings</b>		<b>149 Active Listings</b>	

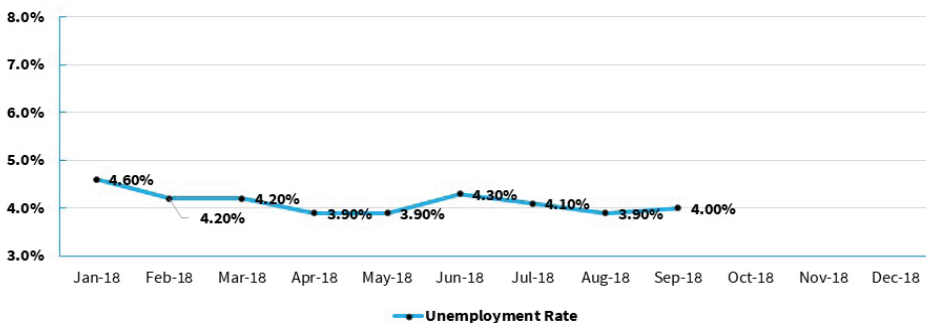
### 2017 Sweetwater County Unemployment Rates



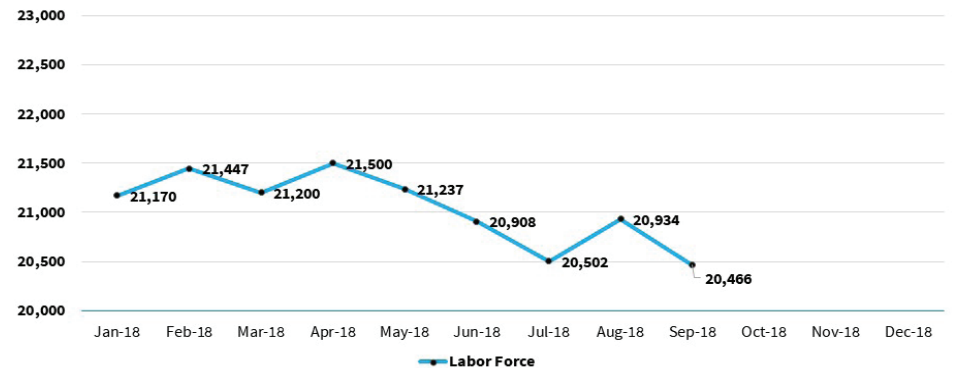
### 2017 Labor Force



### 2018 Sweetwater County Unemployment Rates



### 2018 Labor Force



# DEMOGRAPHICS

## Sweetwater County, Rock Springs, and Green River

### Sales & Use Tax

Source: Wyoming Department of Revenue

2017	01/31/17	02/28/17	03/31/17	04/28/17	05/31/17	06/30/17	07/31/17	08/31/17	9/29/17	10/31/17	11/30/17	12/29/17
Sweetwater County	1,804,054.71	1,438,296.95	1,480,538.51	1,527,986.79	1,888,074.51	1,950,507.33	1,970,214.54	2,651,704.71	1,971,037.45	2,174,141.39	2,098,051.51	2,008,466.53
Rock Springs	1,465,897.22	1,174,695.26	1,180,685.31	1,246,691.66	1,530,490.40	1,551,775.76	1,563,779.30	2,128,097.81	1,555,182.63	1,706,165.42	1,688,215.15	1,629,361.83
Green River	796,392.75	638,188.54	641,442.80	677,302.75	831,484.95	843,048.86	849,570.16	1,156,153.16	844,899.75	926,925.68	917,173.66	885,199.84

2018	01/31/18	02/28/18	03/30/18	4/30/18	05/31/18	06/29/18	07/31/18	08/31/18	09/28/18	10/31/18	11/30/2018
Sweetwater County	2,357,388.81	1,805,005.63	1,451,525.91	1,959,078.29	813,035.72	1,644,834.58	728,579.65	611,557.28	672,796.48	735,169.11	647,236.71
Rock Springs	1,914,445.24	1,472,202.74	1,175,886.07	1,594,525.16	1,523,567.30	2,399,102.78	1,760,026.52	1,393,849.44	1,688,806.71	1,820,648.22	1,593,234.01
Green River	1,040,079.97	799,818.43	866,273.76	866,273.76	827,723.76	1,303,384.75	956,187.36	757,250.64	917,495.04	989,121.91	865,572.31

### Cost of Living Index

Source: Wyoming Department of Administration & Information

County	All Items	Food	Housing	Apparel	Transportation	Medical	Recreation & Personal Care
Sweetwater	96	90	95	75	101	106	97
Carbon	99	97	93	111	103	101	110
Lincoln - Afton	90	98	83	86	103	89	93
Uinta	92	91	85	90	101	109	96
Sublette	106	112	105	114	104	103	110

### Population Estimates

Source: census.gov

Sweetwater County, WY			
2014	2015	2016	2017
44,981	44,732	44,245	43,534

Rock Springs, WY			
2014	2015	2016	2017
23,961	23,971	23,736	23,350

Green River, WY			
2014	2015	2016	2017
12,584	12,428	12,255	12,070

# of Companies in Sweetwater County

**3,473**

Sweetwater County Median Age

**34**

Sweetwater County HS Graduation Rate

**91.3%**

Births in Sweetwater County 2017

**551**

### Sweetwater County Lodging Tax

2018	January	February	March	April	May	June	July	August	September	October	November	December
Sweetwater County	51,386.61	62,613.42	38,679.64	35,868.20	48,302.70	73,469.12	78,282.45	115,041.55	117,111.15	102,216.57	101,087.25	